

Daymap Connect Desktop Version



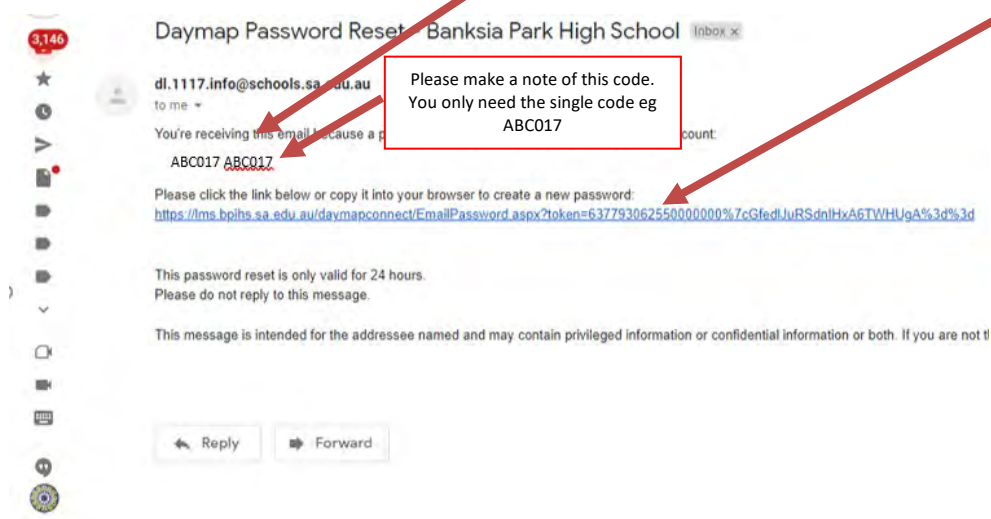
Daymap Connect is an extension of the Daymap Learning Management System. It is a Parent Portal and combines communication and student management, by providing parents with access to key school and student information on their child's learning behaviour, progress and performance.

Accessing Daymap Connect

2022 START OF THE SCHOOL YEAR

Step 1: All parents will receive a receive an email link and sms at the start of the year to reset their password, either link can be used.

Step 2: Write down the Daymap account eg ABC017 and then click on the change password link



Step 3: Once you have changed the password type the following into your internet browser

<https://lms.bpihs.sa.edu.au/daymapconnect>

Username: the code from the email eg ABC017

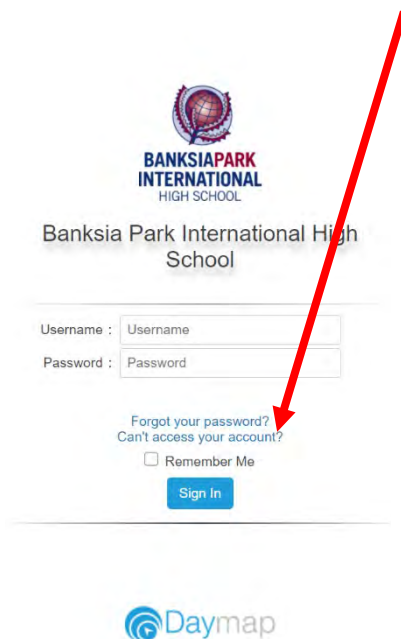
Password: Is what you have just set



Adding an account during the year

Step 1: Enter <https://lms.bpihs.sa.edu.au/daymapconnect>

Step 2: Click on **Can't access your account**



The screenshot shows the login page for Banksia Park International High School. At the top is the school's logo and name. Below that are two input fields for 'Username' and 'Password'. Underneath the password field are two links: 'Forgot your password?' and 'Can't access your account?'. A red arrow points from the top right towards the 'Can't access your account?' link. Below these links is a 'Remember Me' checkbox and a blue 'Sign In' button. At the bottom of the page is the Daymap logo.

Step 3: You will need to enter your email address that is registered at the school and the student code you were provided that is located on the student ID card. Once details have been entered, click on **Reset Password**. A username and password will be sent instantly to your email account.



The screenshot shows a form for resetting a password. At the top, there is a paragraph of text: 'Enter the email address you have registered with the school along with a matching valid student code. A link to set your password will be emailed to you.' Below this text are two input fields: 'Email' and 'Student Code'. A blue button labeled 'Reset Password' is positioned below the 'Student Code' field and is highlighted with a red rectangular box. At the bottom of the page, there is a link that says 'Click here to log on to Daymap Connect' and the Daymap logo.

Note: Due to security reasons, Daymap is unable to assist if there is an issue with accessing your account. For assistance, please contact the school.

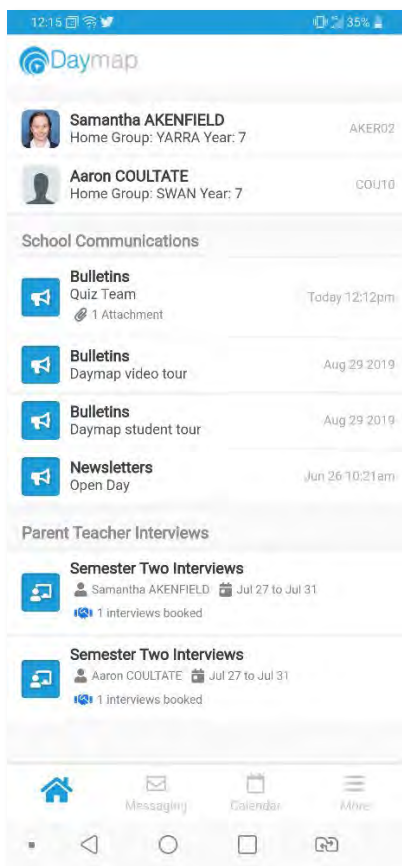
Daymap Mobile App for Parents



Daymap provides a free mobile app for both Android and iPhone users. iPhone users require a minimum of iOS 9.0 and Android users require a minimum of 4.4 (KitKat).

Once you have downloaded the free app, you will be able to log in to view a range of information including:

- Push notifications of messages
- View all student information: attendance, reports, assessment and results, and student records and notes
- Calendars and events
- Book Parent-Teacher Interviews



Using the App for the First Time

Step 1: Download the Daymap Mobile app from your app store

Apple App Store

<https://apps.apple.com/au/app/id1494799850>



Google Play Store

<https://play.google.com/store/apps/details?id=net.daymap.mobile>



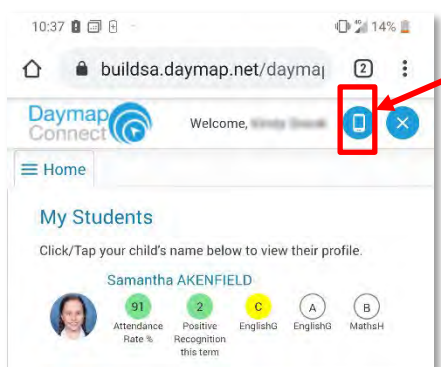
When using **Daymap Mobile** for the first time, you will need to launch the app via a link in your School's Daymap web application (this link can also be used to download the app). Subsequent uses of Daymap Mobile can then be made by tapping the Daymap app icon in your list of apps.

Step 2: Open the browser and navigate to

- <https://lms.bpihs.sa.edu.au/daymapconnect>

Step 3: Login with your Daymap username and password

Step 4: Click on the mobile icon at the top of your screen.



You may be requested to allow Daymap to send you notifications, this will be required if you wish to receive push notifications when you receive a message from the school.

Depending on your device, you may need to re-enter your credentials for the home screen of the app to load.

Daymap Connect Desktop version

Home Tab

This is the main page of the Parent Portal. On this page you will see recent messages and upcoming events. Click on a student icon to access information specific to each student (please note: if you have reduced access you will not see or be able to access individual student information.)

Full Access

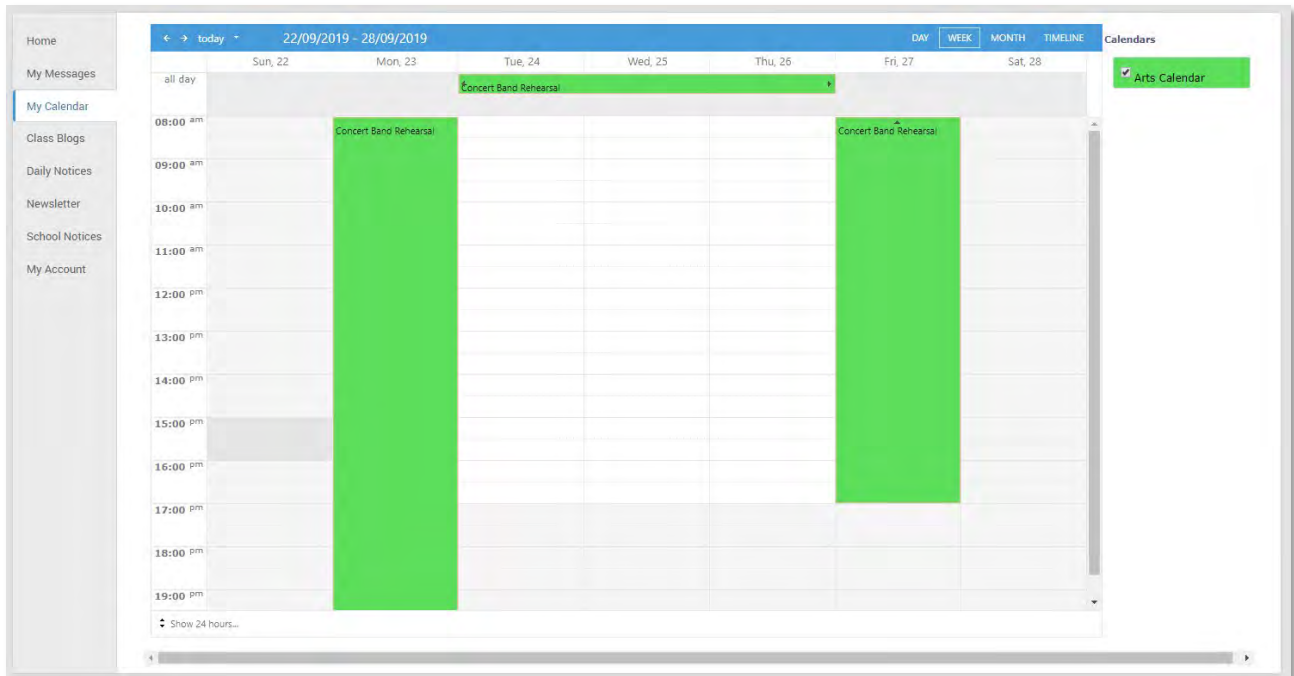
Reduced Access

My Messages

This shows all messages received and sent from the parent portal. Parents are unable to send messages to teachers.

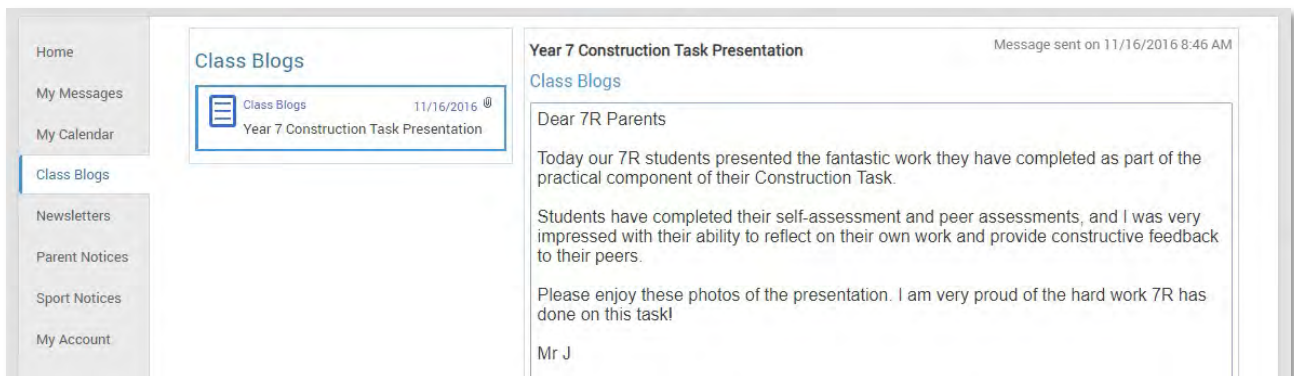
My Calendar

This provides an overview of events for the year, such as upcoming school holidays, excursions and parent teacher interviews. The Calendar can be viewed by Day, Week, Month or Timeline.



Parent Notices

Schools will create Parent Notice folders to meet their needs – you may see one or more tabs for viewing information sent by the school.



Calendar

This shows a weekly calendar view of the student timetable and any additional events (this may include excursions or whole school activities). Use the checkboxes on the right to filter the items you view when looking at the calendar. The buttons on top of the calendar allow you to change your view from week to month or day.



This Week

This shows your child's timetable and attendance for the week at a glance and in real time. This tab also displays any Assessment Tasks and Homework for the week. Clicking on the homework or task will allow you to view all information and any attachments added.

The screenshot shows the 'This Week' view for the week starting on 26/05/2019. The interface includes a navigation menu on the left with options like Home, Calendar, This Week, Attendance, Assessment, Reports, Records, and My Account. The main area displays a timetable table with columns for the days of the week (Mon 27/5, Tue 28/5, Wed 29/5, Thu 30/5, Fri 31/5) and rows for different periods and activities. A legend at the bottom explains the symbols used in the timetable.

Time	Mon 27/5	Tue 28/5	Wed 29/5	Thu 30/5	Fri 31/5
Before School	Before School				
Home Group					
Period 1	Religious Ed'n.D	Graphic Art	EnglishG	Graphic Art	MathsH
Period 2	EnglishG	Graphic Art		Religious Ed'n.D	Phys. Ed.
Recess	Recess				
Period 3	HistoryS	EnglishG		HistoryS	Religious Ed'n.D
Period 4	MathsH	MathsH	Religious Ed'n.D	EnglishG	Science
Lunch	Phys. Ed.	Phys. Ed.	MathsH	MathsH	
Period 5	FrenchE	EnglishG	HistoryS	Phys. Ed.	HistoryS
Period 6	Graphic Art	FrenchE	Science	Science	EnglishG
After School					

Symbols:
 ✓ Marked as present ✗ Marked as absent, approved ✗ Marked as absent, unapproved L Marked as late ⚪ Roll has not been marked

Attendance

This displays a colour coded Attendance Map, as well as Attendance Rates for the student for each individual class across the school year. Clicking on a particular class under Attendance Rates will show you the reason for the absence.

- Home
- Calendar
- This Week
- Attendance
- Assessment
- Reports
- Records
- My Account
- Sign Out

Attendance Map

	B	M	T	W	T	F	S	S	M	T	W	T	F	S	S	M	T	W	T	F	S	S	M	T	W	T	F	S	S	M				
January			1	2	3	4	5	6	7	8	9	10	11	12	13	14	15	16	17	18	19	20	21	22	23	24	25	26	27	28	29	30	31	
February																																		
March																																		
April																																		
May																																		
June																																		
July																																		
August																																		
September																																		
October																																		

Attendance Map Legend

- Present
- Unapproved Absence
- No Classes
- Weekend / Holiday
- Approved Absence
- Late
- Roll not marked

Attendance Rates

Class	Code	Teacher	Lessons	Approved	Unapproved	Cancelled	% Attendance	% Unapproved
▶ Computers 7WW	C7W 7W	Paul Vandyke	1	0	0	0	100%	0%
▶ EnglishG	ENG 7R	Andrew Johnston	171	8	5	0	92%	3%
▶ FrenchE	FRE 7R	Chris Donnelly	58	5	1	0	90%	2%

Assessment

This provides an overview of your child's assessment. Depending on how your school is using Daymap, you may also see tabs for current tasks, completed tasks, the assessment schedule and course outlines. This information can be filtered to a specific class using the drop-down menu at the top.

Current

This tab shows current assessment information. Clicking on a task will allow you to see all relevant information and attachments.

The screenshot shows the 'Current' tab for student Samantha Akenfield. At the top, there are five performance metrics: Attendance Rate (Lesson) % at 79, Attendance (By Day) % at 93, Unapproved Absence Rate % at 6.2, Tasks Submitted On Time % at 18, and Sign In/Out at 105. Below these is a navigation menu with 'Assessment' selected. The main content area is titled 'Assessment Tasks' and lists two tasks: a 'Summative Task Science 5/29/2019' which is 'Overdue. Work has not been received' (due Wed 29 May), and a 'Formative Task TEST Computers 7WW' (due Sat 18 May).

Completed

This tab lists all assessment results that have been returned to the student. Results can be viewed by class or for all classes. Each task can be opened to view teacher feedback and student submitted work. These results are also published in the student's view of Daymap.

The screenshot shows the 'Completed' tab for student Samantha Akenfield. At the top, there are seven performance metrics: Attendance Rate (Lesson) % at 91, Attendance Rate % at 85, Computers 7WW at N/A, Math'sH at F, Unapproved Absence Rate % at 3.9, Tasks Submitted On Time % at 14, and Sign In/Out at 135. Below these is a navigation menu with 'Completed' selected. The main content area shows a filter for 'HistoryS' and a task entry for 'Assignment HistoryS DayMap Test 101' by Jeffrey O'Shaunessy, dated 20/03/2019, with a due date of Wed 20 Mar.

Schedule

This tab shows all assessment tasks scheduled throughout the year. This can be viewed by class or for all classes. Hover the cursor over the tasks for more information. Clicking on an assessment task will open that assessment tasks information.

Samantha AKENFIELD

Attendance Rate (Lesson) %: 79 | Attendance (By Day) %: 93 | Unapproved Absence Rate %: 6.2 | Tasks Submitted On Time %: 18 | Sign In/Out: 105

Schedule

All Classes | Terms: Whole Year

January | February | March | April | May

Assessment tasks shown: Aise, FBL, Mac, No, Elim, Wec, Time, Com, Grac, Elim, 1234, Trail, Film, Rese, ITE, Mac, Trail, Trail, Trail, Trail, Trail, Trail, Day.

Outline

This tab shows a subject outline for each course your child is studying.

Samantha AKENFIELD

Attendance Rate (Lesson) %: 91 | Attendance Rate %: 85 | Computers TWW: N/A | MathsH: F | Unapproved Absence Rate %: 3.9 | Tasks Submitted On Time %: 14 | Sign In/Out: 135

Outline

All Classes

EnglishG Course Outline

This semester we will be covering the text: **Life of Pi**.

The **main topics** covered within the text include:

- Pi's family
- Violence in the world
- The influence of religion

All students are required to have completed reading the book by the end of Week 2, Term 3. There will be a quiz on how many quotes you have remembered at the end of Term 3.

Final Assessment
Your final assessment will be a 2500 word essay, answering a question about Life of Pi.

Draft Work
I will be accepting draft essays for review until one week before the final due date.

Reports

The reports tab allows you to download and view academic reports for your child.

The screenshot shows the 'Reports' tab selected in the left-hand navigation menu. The main content area displays a list of reports:

- 2019 Term 1 Report.docx uploaded at 4/4/2019 11:39 AM by interim report template demo2
- Demo 2014 Final.pdf uploaded at 3/5/2014 2:56 PM by Demo 2014

At the top of the page, the student's name 'Samantha AKENFIELD' is displayed, along with a profile picture and five performance metrics:

- Attendance Rate (Lesson) %: 79
- Attendance (By Day) %: 93
- Unapproved Absence Rate %: 6.2
- Tasks Submitted On Time %: 18
- Sign In/Out: 105

Records

If your school uses Daymap Records for recording student information, you will see any relevant records here. If this tab is not visible, your school is not using this feature of Daymap at this time.

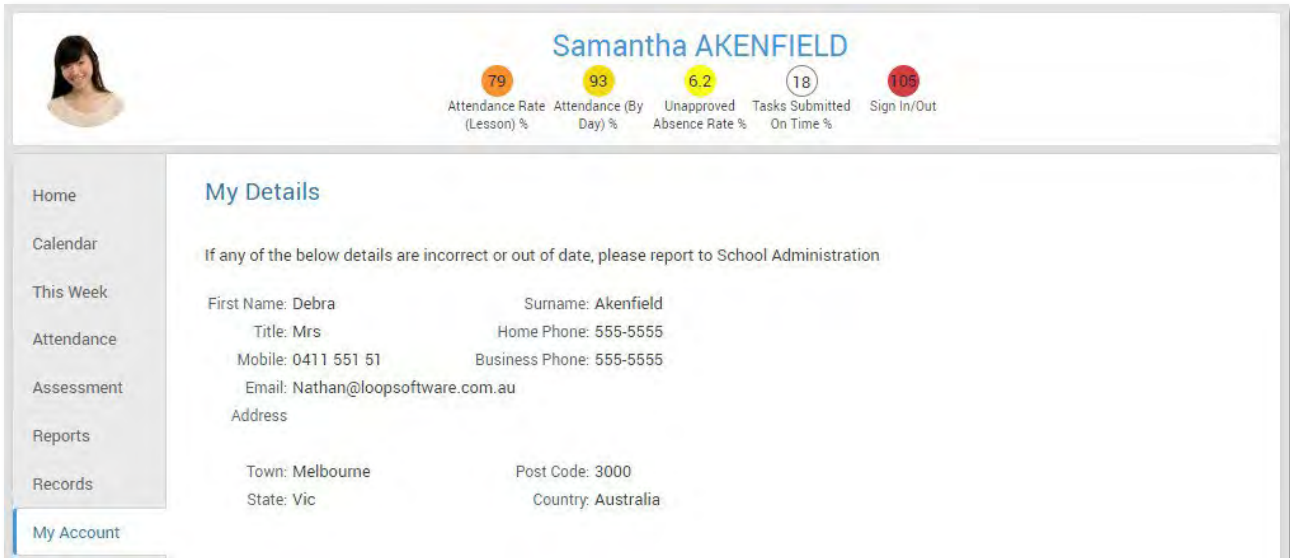
The screenshot shows the 'Records' tab selected in the left-hand navigation menu. The main content area displays a list of records:

- 2015 Forms Examples**
 - Locker Records (1)
 - Sick Bay Management (2)
- Demo 2014**
 - Career Pathway (1)
 - Career Planning (1)
- Excursions**
 - Excursion (8)

A 'New' button is visible at the top of the records list. The top of the page shows the same student information and performance metrics as the Reports tab.

My Account

This provides your contact details.



Samantha AKENFIELD

79	93	6.2	18	105
Attendance Rate (Lesson) %	Attendance (By Day) %	Unapproved Absence Rate %	Tasks Submitted On Time %	Sign In/Out

My Details

If any of the below details are incorrect or out of date, please report to School Administration

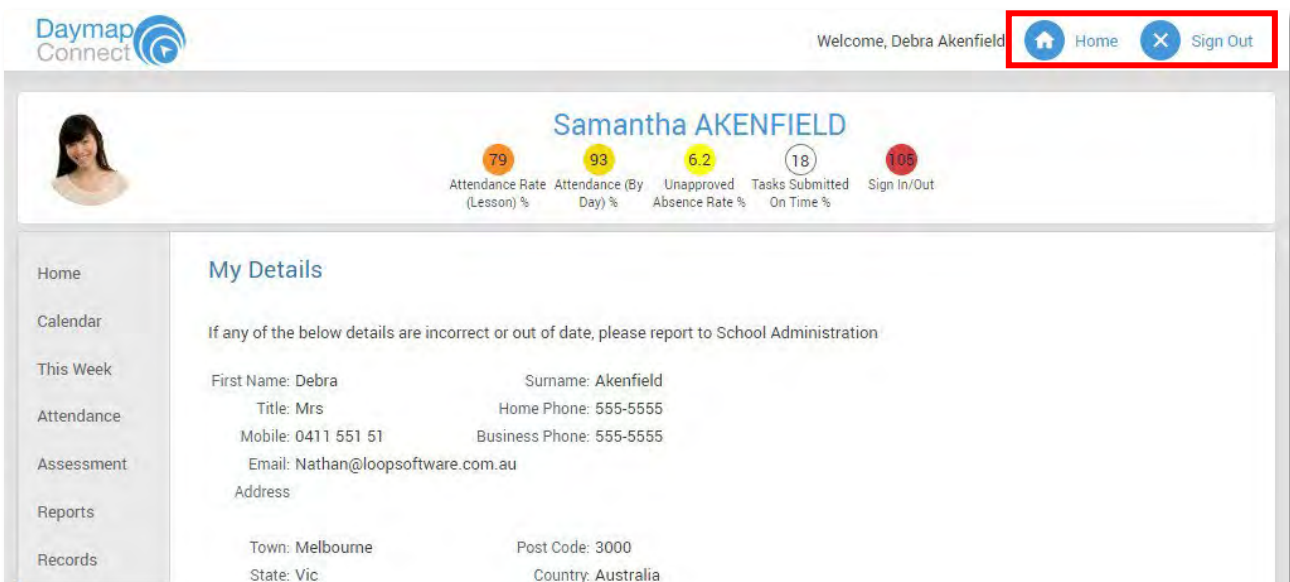
First Name: Debra	Surname: Akenfield
Title: Mrs	Home Phone: 555-5555
Mobile: 0411 551 51	Business Phone: 555-5555
Email: Nathan@loopsoftware.com.au	
Address	
Town: Melbourne	Post Code: 3000
State: Vic	Country: Australia

Home | Calendar | This Week | Attendance | Assessment | Reports | Records | **My Account**

Going back to the Parents Page

To get back to the parents home page, click on the **Home** button.

Once finished, click **Sign Out**.



Daymap Connect

Welcome, Debra Akenfield

[Home](#) [Sign Out](#)

Samantha AKENFIELD

79	93	6.2	18	105
Attendance Rate (Lesson) %	Attendance (By Day) %	Unapproved Absence Rate %	Tasks Submitted On Time %	Sign In/Out

My Details

If any of the below details are incorrect or out of date, please report to School Administration

First Name: Debra	Surname: Akenfield
Title: Mrs	Home Phone: 555-5555
Mobile: 0411 551 51	Business Phone: 555-5555
Email: Nathan@loopsoftware.com.au	
Address	
Town: Melbourne	Post Code: 3000
State: Vic	Country: Australia

Home | Calendar | This Week | Attendance | Assessment | Reports | Records